

CERTIFICATE OF COMPLIANCE

Certificate Number UL-US-2124207-3
Report Reference E517074-20210428
Date 7-Mar-2022

Issued to: YANGZHOU YANGJIE ELECTRONIC TECHNOLOGY CO LTD
26 Pioneer Park
Weiyang Economic Zone Yangzhou, Jiangsu 225000
China

This is to certify that representative samples of QVGQ2 - Isolated Loop Circuit Protectors - Component
See Addendum Page for Product Designation(s).

Have been investigated by UL in accordance with the component requirements in the Standard(s) indicated on this Certificate. UL Recognized components are incomplete in certain constructional features or restricted in performance capabilities and are intended for installation in complete equipment submitted for investigation to UL LLC.

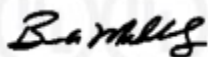
Standard(s) for Safety: UL 497B, 4th Ed., Issue Date: 2004-06-14, Revision Date: 2017-02-10

Additional Information: See the UL Online Certifications Directory at <https://iq.ulprospector.com> for additional information

This *Certificate of Compliance* does not provide authorization to apply the UL Recognized Component Mark. Only the UL Follow-Up Services Procedure provides authorization to apply the UL Mark.

Only those products bearing the UL Recognized Component Mark should be considered as being UL Certified
F 7 -Up Services.

Look for the UL Recognized Component Mark on the product.



Bruce Mahrenholz, Director North American Certification Program

UL LLC

Any information and documentation involving UL Mark services are provided on behalf of UL LLC (UL) or any authorized licensee of UL. For questions, please contact a local UL Customer Service Representative at <http://ul.com/aboutul/locations/>

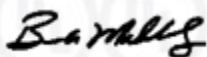


CERTIFICATE OF COMPLIANCE

Certificate Number UL-US-2124207-3
Report Reference E517074-20210428
Date 7-Mar-2022

This is to certify that representative samples of the product as specified on this certificate were tested according to the current UL requirements

Model	Category Description
Surface Mount Transient Voltage Suppressors, 1.0SMB, followed by 6.8, 7.5, 8.2, 9.1, 10, 11, 12, 13, 15, 16, 18, 20, 22, 24, 27, 30, 33, 36, 39, 43, 47, 51, 56, 62, or 68, followed by A or CA, may be followed by Q.	Telecom Protectors
Surface Mount Transient Voltage Suppressors, 1.5SMC, followed by 6.8, 7.5, 8.2, 9.1, 10, 11, 12, 13, 15, 16, 18, 20, 22, 24, 27, 30, 33, 36, 39, 43, 47, 51, 56,, 62, 68, 75, 82, 91, 100, 110, 120, 130, 150, 160, 170, 180, 200, 220, 250, 300, 350, 380, 400, 440, 500, 520, 550, or 600, followed by A or CA, may be followed by Q.	Telecom Protectors
Surface Mount Transient Voltage Suppressor, 5.0SMDJ, , followed by 11, 12, 13, 14, 15, 16, 17, 18, 19, 20, 22, 24, 26, 28, 30, 33, 36, 40, 43, 45, 48, 51, 54, 58, 60, 41, 70, 75, 78, 80, 85, 90, 100, 110, 120, 130, 140, 150, 160, 170, 180, or 190, may be followed by A, C, or CA, may be followed by Q and/or H. 5.0SMDJ, followed by 200, 220, 2250, 300, 350, 400, or 440, followed by A or CA, may be followed by Q and/or H.	Telecom Protectors
Surface Mount Transient Voltage Suppressors, P4SMA, followed by 6.8, 7.5, 8.2, 9.1, 10, 11, 12, 13, 15, 16, 18, 20, 22, 24, 27, 30, 33, 36, 39, 43, 47, 51, 56, 62, 68, 75, 82, 91, 100, 110, 120, 130, 150, 160, 170, 180, 200, or 220, followed by A or CA, may be followed by Q.	Telecom Protectors
Surface Mount Transient Voltage Suppressors, P6SMB, followed by 6.8, 7.5, 8.2, 9.1, 10, 11, 12, 13, 15, 16, 18, 20, 22, 24, 27, 30, 33, 36, 39, 43, 47, 51, 56, 62, 68, 75, 82, 91, 100, 110, 120, 130, 150, 160, 170, 180, 200, 220, 250, or 300, followed by A or CA, may be followed by Q.	Telecom Protectors
Surface Mount Transient Voltage Suppressors, SMA6J, followed by 5.0, 6.0, 6.5, 7.0, 7.5, 8.0, 8.5, 9.0, 10, 90, 100, 110, 120, or 130, followed by A, may be followed by Q. followed by 11, 12, 13, 14, 15, 16, 17, 18, 19, 20, 22, 24, 26, 28, 30, 33, 36, 40, 43, 45, 48, 51, 54, 58, 60, 64, 70, 75, 78, 80, 85, followed by A or CA, may be followed by Q.	Telecom Protectors



Bruce Mahrenholz, Director North American Certification Program



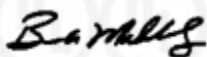
UL LLC

Any information and documentation involving UL Mark services are provided on behalf of UL LLC (UL) or any authorized licensee of UL. For questions, please contact a local UL Customer Service Representative at <http://ul.com/aboutul/locations/>

CERTIFICATE OF COMPLIANCE

Certificate Number UL-US-2124207-3
Report Reference E517074-20210428
Date 7-Mar-2022

Surface Mount Transient Voltage Suppressors, SMAJ, followed by 5.0, 6.0, 6.5, 7.0, 7.5, 8.0, 8.5, 9.0, 10, 11, 12, 13, 14, 15, 16, 17, 18, 19, 20, 22, 24, 26, 28, 30, 33, 36, 40, 43, 45, 48, 51, 54, 58, 60, 64, 70, 75, 78, 80, 85, 90, 100, 110, 120, 130, 140, 150, 160, 170, 180, 200, 220, 250, 350, or 400, followed by A or CA, may be followed by Q.	Telecom Protectors
Surface Mount Transient Voltage Suppressors, SMB10J, followed by 5.0, 6.0, 6.5, 7.0, 7.5, 8.0, 8.5, 9.0, 10, 11, 12, 13, 14, 15, 16, 17, 18, 19, 20, 22, 24, 26, 28, 30, 33, 36, 40, 43, 45, 48, 51, 54, 58, 60, 64, 70, 75, 78, 80, or 85, followed by A or CA, may be followed by Q.	Telecom Protectors
Surface Mount Transient Voltage Suppressor, SMB15J, , Part No. SMB15J, followed by 15, 16, 17, 18, 19, 20, 22, 24, 26, 28, 30, 33, 36, 40, 43, 45, 48, 51, 54, or 58, followed by A or CA, may be followed by Q.	Telecom Protectors
Surface Mount Transient Voltage Suppressor, SMB20J, followed by 20, 22, 24, 26, 28, 30, 33, 36, 40, 43, 45, 48, 51, 54, or 58, followed by A or CA, may be followed by Q.	Telecom Protectors
Surface Mount Transient Voltage Suppressors, SMBJ, followed by 5.0, 6.0, 6.5, 7.0, 7.5, 8.0, 8.5, 9.0, 10, 11, 12, 13, 14, 15, 16, 17, 18, 19, 20, 22, 24, 26, 28, 30, 33, 36, 40, 43, 45, 48, 51, 54, 58, 60, 64, 70, 75, 78, 80, 85, 90, 100, 110, 120, 130, 140, 150, 160, 170, 180, 190, 200, 220, or 250, followed by A or CA, may be followed by Q.	Telecom Protectors
Surface Mount Transient Voltage Suppressors, SMC20J, followed by 20, 22, 24, 26, 28, 30, 33, 36, 40, 43,45, 48, 51, 54, or 58, followed by A or CA, may be followed by Q.	Telecom Protectors
Surface Mount Transient Voltage Suppressors, SMCJ, followed by 5.0, 6.0, 6.5, 7.0, 7.5, 8.0, 8.5, 9.0, 10, 11, 12, 13, 14, 15, 16, 17, 18, 19, 20, 22, 24, 26, 28, 30, 33, 36, 40, 43, 45, 48, 51, 54, 58, 60, 64, 70, 75, 78, 80, 85, 90, 100, 110, 120, 130, 140, 150, 160, 170, 180, 190, 200, 220, 250, 300, 350, 400, or 440, followed by A or CA, may be followed by Q.	Telecom Protectors
Surface Mount Transient Voltage Suppressor, SMDJ, , followed by 5.0, 6.0, 6.5, 7.0, 7.5, 8.0, 8.5, 9.0, 10, 11, 12, 13, 14, 15, 16, 17, 18, 19, 20, 22, 24, 26, 28, 30, 33, 36, 40, 43, 45, 48, 51, 54, 58, 60, 64, 70, 75, 78, 80, 85, 90, 100, 110, 120, 130, 140, 150, 160, 170, 180, or 190, may be followed by A, C, or CA, may be followed by Q.	Telecom Protectors



Bruce Mahrenholz, Director North American Certification Program

UL LLC

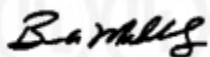
Any information and documentation involving UL Mark services are provided on behalf of UL LLC (UL) or any authorized licensee of UL. For questions, please contact a local UL Customer Service Representative at <http://ul.com/aboutul/locations/>



CERTIFICATE OF COMPLIANCE

Certificate Number UL-US-2124207-3
Report Reference E517074-20210428
Date 7-Mar-2022

SMDJ, followed by 200, 220, 250, 300, 350, 400, or 440, followed by A or CA, may be followed by Q.



Bruce Mahrenholz, Director North American Certification Program

UL LLC

Any information and documentation involving UL Mark services are provided on behalf of UL LLC (UL) or any authorized licensee of UL. For questions, please contact a local UL Customer Service Representative at <http://ul.com/aboutul/locations/>

